

Market Lodge

Market Street, Ledbury, Herefordshire HR8 2AQ

01531 637600

Aquired Brain Injury

Nursing Care





Welcome to **Market Lodge**

Market Lodge is a specialist acquired brain injury care centre providing cost effective quality accommodation for adults aged 18 and over seeking short or long stay services.

The facility provides care and therapeutic support for people who have received an acquired brain injury through direct or organic trauma.

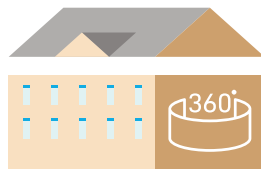
The design meets the needs of individuals requiring enhanced supported living, nursing and reablement services in a post acute setting.



Market Lodge Overview

A unique environment with -

- Assisted bathrooms
- Full wheelchair access
- TV points in rooms
- Telephone points in room
- Secure garden
- Laundry service
- Dietary options
- Tailored activities
- **10 Beds** Acquired Brain Injury



Take a look inside with a **Virtual Tour** of Market Lodge Home on www.shaw.co.uk

People we can support

We believe that no brain injury is the same and the impact it can have on an individual can vary massively. Person-centred care is key to understanding the challenges faced by the individual and compiling a personal plan is key to ensuring the best care possible for that person.

We capture likes, dislikes, preferences with communications, mealtimes, activities, anything that makes that individual who they are a part of their care.

My sisters and I have seen an improvement in Mum's health and well being since arriving in 2020. We would like to that all of the staff for taking so much care of our lovely mum.

Daughter of Resident





Food & Nutrition

We employ chefs at our services to deliver varied meals that provide flavour and nutrition.

Our menus rotate monthly and are peppered with family favourites, there are always alternative options to cater for all tastes; fish & chips, roast dinners, pies, soups/casseroles, bangers & mash.

We have communal eating areas with laid tables or individuals can eat in their own rooms if they choose.

Any medical, cultural or religious dietary requirements are included in individual's care plans.

Shaw healthcare
wellness • happiness • kindness

Sample Food Menu

Our chef prepares all meals on site using fresh, locally sourced produce and can cater for health dietary requirements such as diabetes and also for other cuisine needs.

Monday
Option 1. Beef Casserole, Parsley Potatoes, Vegetables Option 2. Ploughman's Lunch
Tuesday
Option 1. Ham & Parsley Sauce, New Potatoes, Vegetables Option 2. Sandwich Selection
Wednesday
Option 1. Roast Pork & Apple Sauce, Roast Potatoes, Vegetables & Gravy Option 2. Pea & Ham Soup
Thursday
Option 1. Chicken Stroganoff & Rice Option 2. Mushroom Omelette
Friday
Option 1. Breaded Haddock, Fries & Petit-Pois Option 2. Cheese Board
Saturday
Option 1. Cottage Pie, Peas, Carrots & Gravy Option 2. Chicken Curry
Sunday
Option 1. Roast Turkey, Cranberry Sauce, Roast Potatoes, Vegetables & Gravy Option 2. Ham Salad

Activities

At our residential services we have activity programmes to promote healthy minds and wellbeing. We adapt our programmes based on the feedback of our individuals and try to promote creativity and enjoyment. Individuals are invited to participate but it is not compulsory.


Shaw healthcare
wellness • happiness • kindness

Sample Activities

Our activity schedules aim to both mentally and physically stimulate participants, they place emphasis on therapeutic enjoyment and provide opportunities to be social.

Sample Week
Monday
AM Water Colour Painting PM Chair Aerobics
Tuesday
AM Gardening PM Music Therapy
Wednesday
AM PAT Dog Visit PM Bingo
Thursday
AM Puzzles & Games PM Arts & Crafts
Friday
AM Spa Treatments PM Musical Entertainment
Saturday
AM Day Trip PM Bingo
Sunday
AM Coffee Morning PM Movie Night





Cost of Care

Choosing a care home can be a difficult time, understanding the types of care available and how the fees will apply to you.

The fees can vary according to whether you will be Self Funded or Local Authority funded and also on the individual and your care requirements.

Shaw healthcare offer a personalised care plan to ensure all of your needs are fully catered for. We can help you with calculating the cost of care through a Care Assessment to determine what your fees will be.

The Next Steps

Call

Call us to discuss your care requirements or to arrange a visit on;

01531 637 600

Email

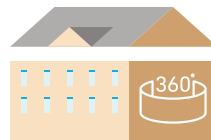
marketing@shaw.co.uk

Arrange a Visit/View

www.shaw.co.uk/market-lodge

Take a Virtual Tour

Read our reviews



Shaw healthcare

wellness • happiness • kindness



shawhealthcare



@shawhealthcare

