

# Forest View

Southway, Burgess Hill, West Sussex RH15 9SU

**01444 245749**

Dementia Care





# Welcome to **Forest View**

**Forest View is a Burgess Hill care facility that offers a range of expertise for residential care, respite and rehabilitation requirements, Huntingdon's sufferers and people with physical disabilities.**

The home keeps close links with the local community, offering a range of social activities, events and entertainments that can be enjoyed by all involved.

Residents appreciate Forest View's scenic surroundings and friendly team of staff, which makes for an excellent atmosphere to spend a retirement or recover from illness or injury.





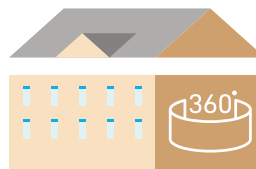


# Forest View Overview

## A unique environment with -

- Assisted bathrooms
- Full wheelchair access
- Passenger lifts
- TV points in rooms
- Telephone points in room
- Secure garden
- Laundry service
- Dietary options
- Beauty treatments
- **60 Beds Dementia Care**

We proudly deliver person-centric care focused around our residents wellbeing and their families. Freshly cooked meals, activities and local community involvement.



Take a look inside with a  
**Virtual Tour** of Forest View on  
[www.shaw.co.uk](http://www.shaw.co.uk)

Bright, comfortable surroundings with wonderful and caring staff. My mother loves the companionship and knows that staff are always there to assist her.

*Daughter of Resident*









# Food & Nutrition

**We employ chefs at our services to deliver varied meals that provide flavour and nutrition.**

Our menus rotate monthly and are peppered with family favourites, there are always alternative options to cater for all tastes; fish & chips, roast dinners, pies, soups/casseroles, bangers & mash.

We have communal eating areas with laid tables or individuals can eat in their own rooms if they choose.

Any medical, cultural or religious dietary requirements are included in individual's care plans.

**Shaw healthcare**  
wellness • happiness • kindness

## Sample Food Menu

Our chef prepares all meals on site using fresh, locally sourced produce and can cater for health dietary requirements such as diabetes and also for other cuisine needs.

**Monday**  
Option 1. Beef Casserole, Parsley Potatoes, Vegetables  
Option 2. Ploughman's Lunch

**Tuesday**  
Option 1. Ham & Parsley Sauce, New Potatoes, Vegetables  
Option 2. Sandwich Selection

**Wednesday**  
Option 1. Roast Pork & Apple Sauce, Roast Potatoes, Vegetables & Gravy  
Option 2. Pea & Ham Soup

**Thursday**  
Option 1. Chicken Stroganoff & Rice  
Option 2. Mushroom Omelette

**Friday**  
Option 1. Breaded Haddock, Fries & Petit-Pois  
Option 2. Cheese Board

**Saturday**  
Option 1. Cottage Pie, Peas, Carrots & Gravy  
Option 2. Chicken Curry

**Sunday**  
Option 1. Roast Turkey, Cranberry Sauce, Roast Potatoes, Vegetables & Gravy  
Option 2. Ham Salad



# Activities

At our residential services we have activity programmes to promote healthy minds and wellbeing. We adapt our programmes based on the feedback of our individuals and try to promote creativity and enjoyment. Individuals are invited to participate but it is not compulsory.



**Shaw healthcare**  
wellness • happiness • kindness

## Sample Activities

Our activity schedules aim to both mentally and physically stimulate participants, they place emphasis on therapeutic enjoyment and provide opportunities to be social.

### Sample Week

Monday
AM Water Colour Painting PM Chair Aerobics

Tuesday
AM Gardening PM Music Therapy

Wednesday
AM PAT Dog Visit PM Bingo

Thursday
AM Puzzles & Games PM Arts & Crafts


Friday
AM Spa Treatments PM Musical Entertainment

Saturday
AM Day Trip PM Bingo

Sunday
AM Coffee Morning PM Movie Night

The poster features a vibrant orange header with the Shaw healthcare logo and tagline. Below the header, a blue sky with white clouds serves as a background for a central orange box containing the weekly activity schedule. The bottom of the poster depicts a colorful illustration of a residential village with various houses, trees, and a green lawn.





# Cost of Care

Choosing a care home can be a difficult time, understanding the types of care available and how the fees will apply to you.

The fees can vary according to whether you will be Self Funded or Local Authority funded and also on the individual and your care requirements.

Shaw healthcare offer a personalised care plan to ensure all of your needs are fully catered for. We can help you with calculating the cost of care through a Care Assessment to determine what your fees will be.

# The Next Steps

## Call

Call us to discuss your care requirements or to arrange a visit on;

**01444 245749**

## Email

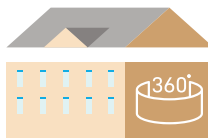
**marketing@shaw.co.uk**

## Arrange a Visit/View

**www.shaw.co.uk/forest**

**Take a Virtual Tour.**

**Read our reviews**







# Shaw healthcare

wellness • happiness • kindness



shawhealthcare



@shawhealthcare

