

Glebe House

Stein Road | Southbourne | West Sussex | PO10 8LB

01243 379179

Residential Care

Respite Care

Inspected and rated

Good



Care Quality Commission

Care Quality Commission





Welcome to **Glebe House**

Glebe House is located in Southbourne village, West Sussex, which serves as an ideal community for elderly people with care needs to spend a retirement, with forty places available in total.

A qualified team of professionals allow Glebe House to extend its services to people with physical disabilities and sensory impairments, while also accepting respite admissions.

The service is set up on a person-centred basis, in order to achieve positive outcomes for individuals and encourage confidence in their environment and lifestyle.



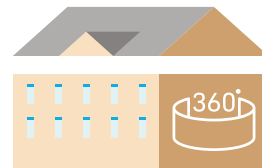


Glebe House Overview

A unique environment with -

- Assisted bathrooms
- Full wheelchair access
- Passenger lifts
- TV points in rooms
- Telephone points in room
- Laundry service
- Dietary options
- Beauty treatments
- **40 Beds** Residential Care
- Secure garden

We proudly deliver person-centric care focused around our residents wellbeing and their families. Freshly cooked meals, activities and local community involvement.



Take a look inside with a
Virtual Tour of Glebe House on
www.shaw.co.uk

Mum loves being at Glebe and is always saying how lovely everyone is. The staff are very attentive and keep us updated on her progress. Whenever I ring nothing is too much trouble.

Daughter of Resident





Food & Nutrition

We employ chefs at our services to deliver varied meals that provide flavour and nutrition.

Our menus rotate monthly and are peppered with family favourites, there are always alternative options to cater for all tastes; fish & chips, roast dinners, pies, soups/casseroles, bangers & mash.

We have communal eating areas with laid tables or individuals can eat in their own rooms if they choose.

Any medical, cultural or religious dietary requirements are included in individual's care plans.

Shaw healthcare
wellness • happiness • kindness

Sample Food Menu

Our chef prepares all meals on site using fresh, locally sourced produce and can cater for health dietary requirements such as diabetes and also for other cuisine needs.

Monday

Option 1. Beef Casserole, Parsley Potatoes, Vegetables
Option 2. Ploughman's Lunch

Tuesday

Option 1. Ham & Parsley Sauce, New Potatoes, Vegetables
Option 2. Sandwich Selection

Wednesday

Option 1. Roast Pork & Apple Sauce, Roast Potatoes, Vegetables & Gravy
Option 2. Pea & Ham Soup

Thursday

Option 1. Chicken Stroganoff & Rice
Option 2. Mushroom Omelette

Friday

Option 1. Breaded Haddock, Fries & Petit-Pois
Option 2. Cheese Board

Saturday

Option 1. Cottage Pie, Peas, Carrots & Gravy
Option 2. Chicken Curry

Sunday

Option 1. Roast Turkey, Cranberry Sauce, Roast Potatoes, Vegetables & Gravy
Option 2. Ham Salad



Activities

At our residential services we have activity programmes to promote healthy minds and wellbeing. We adapt our programmes based on the feedback of our individuals and try to promote creativity and enjoyment. Individuals are invited to participate but it is not compulsory.


Shaw healthcare
wellness • happiness • kindness

Sample Activities

Our activity schedules aim to both mentally and physically stimulate participants, they place emphasis on therapeutic enjoyment and provide opportunities to be social.

Sample Week
Monday
AM Water Colour Painting PM Chair Aerobics
Tuesday
AM Gardening PM Music Therapy
Wednesday
AM PAT Dog Visit PM Bingo
Thursday
AM Puzzles & Games PM Arts & Crafts
Friday
AM Spa Treatments PM Musical Entertainment
Saturday
AM Day Trip PM Bingo
Sunday
AM Coffee Morning PM Movie Night





Cost of Care

Choosing a care home can be a difficult time, understanding the types of care available and how the fees will apply to you.

The fees can vary according to whether you will be Self Funded or Local Authority funded and also on the individual and your care requirements.

Shaw healthcare offer a personalised care plan to ensure all of your needs are fully catered for. We can help you with calculating the cost of care through a Care Assessment to determine what your fees will be.

The Next Steps

Call

Call us to discuss your care requirements or to arrange a visit on;

01243 379179

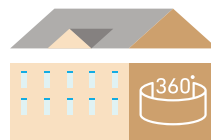
Email

marketing@shaw.co.uk

Arrange a Visit/View

www.shaw.co.uk/glebe

Take a Virtual Tour. Read our reviews



Shaw healthcare

wellness • happiness • kindness



shawhealthcare



@shawhealthcare

