

Victoria House

77 Victoria Road | Rushden | NN10 0AS

01933 354780

Dementia Care

Elderly Care





Welcome to **Victoria House**

Victoria House care home is a single storey, purpose-built care home situated in Rushden. The home has an 18 bedded dementia wing as well as a 6 bedded service for adults with enduring mental health. All rooms are en-suite with WC and shower and there is also an on-site hair salon.

Care packages are put together with you and your family so that your choices and preferences always come first. The home offers a varied and interesting social activity schedule designed around residents' own hobbies and interests and aimed at maintaining strong community links.

Victoria House provides long stay and respite residential care for older people with physical frailty and for older people who are living with dementia. A fully qualified care team provide the very highest standard of care to residents 24 hours a day.



**North
Northamptonshire
Council**

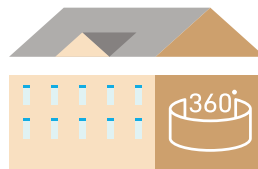


Victoria House Overview

A unique environment with -

- Assisted bathrooms
- Full wheelchair access
- Hairdresser
- TV points in rooms
- Telephone points in room
- Secure garden
- Laundry service
- Dietary options
- Beauty treatments
- **47 Beds** Dementia Care
- **6 Beds** Enduring Mental Health

We proudly deliver person-centric care focused around our residents wellbeing and their families. Freshly cooked meals, activities and local community involvement.



The care workers are so lovely and always keep me updated. They are so kind and caring - a brilliant care home.

Daughter of Resident

Take a look inside with a **Virtual Tour** of Victoria House at www.shaw.co.uk







Food & Nutrition

We employ chefs at our services to deliver varied meals that provide flavour and nutrition.

Our menus rotate monthly and are peppered with family favourites, there are always alternative options to cater for all tastes; fish & chips, roast dinners, pies, soups/casseroles, bangers & mash.

We have communal eating areas with laid tables or individuals can eat in their own rooms if they choose.

Any medical, cultural or religious dietary requirements are included in individual's care plans.

Shaw healthcare
wellness • happiness • kindness

Sample Food Menu

Our chef prepares all meals on site using fresh, locally sourced produce and can cater for health dietary requirements such as diabetes and also for other cuisine needs.

Monday
Option 1. Beef Casserole, Parsley Potatoes, Vegetables
Option 2. Ploughman's Lunch

Tuesday
Option 1. Ham & Parsley Sauce, New Potatoes, Vegetables
Option 2. Sandwich Selection

Wednesday
Option 1. Roast Pork & Apple Sauce, Roast Potatoes, Vegetables & Gravy
Option 2. Pea & Ham Soup

Thursday
Option 1. Chicken Stroganoff & Rice
Option 2. Mushroom Omelette

Friday
Option 1. Breaded Haddock, Fries & Petit-Pois
Option 2. Cheese Board

Saturday
Option 1. Cottage Pie, Peas, Carrots & Gravy
Option 2. Chicken Curry

Sunday
Option 1. Roast Turkey, Cranberry Sauce, Roast Potatoes, Vegetables & Gravy
Option 2. Ham Salad



Activities

At our residential services we have activity programmes to promote healthy minds and wellbeing. We adapt our programmes based on the feedback of our individuals and try to promote creativity and enjoyment. Individuals are invited to participate but it is not compulsory.


Shaw healthcare
wellness • happiness • kindness

Sample Activities

Our activity schedules aim to both mentally and physically stimulate participants, they place emphasis on therapeutic enjoyment and provide opportunities to be social.

Sample Week

Monday
AM Water Colour Painting PM Chair Aerobics
Tuesday
AM Gardening PM Music Therapy
Wednesday
AM PAT Dog Visit PM Bingo
Thursday
AM Puzzles & Games PM Arts & Crafts
Friday
AM Spa Treatments PM Musical Entertainment
Saturday
AM Day Trip PM Bingo
Sunday
AM Coffee Morning PM Movie Night



Cost of Care

Choosing a care home can be a difficult time, understanding the types of care available and how the fees will apply to you.

The fees can vary according to whether you will be Self Funded or Local Authority funded and also on the individual and your care requirements.

Shaw healthcare offer a personalised care plan to ensure all of your needs are fully catered for. We can help you with calculating the cost of care through a Care Assessment to determine what your fees will be.

The Next Steps

Call

Call us to discuss your care requirements or to arrange a visit on;

01933 354780

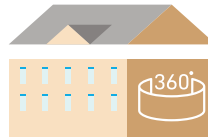
Email

marking@shaw.co.uk

Arrange a Visit/View

www.shaw.co.uk/victoria

Take a Virtual Tour. Read our reviews





A stylized landscape illustration at the bottom of the slide. On the left is a large building with a white section and an orange section. The white section has several windows, and the orange section has a grid of small squares. To the right of the building are rolling green hills with various stylized trees in shades of green and blue. The sky is a solid blue color with a few small white birds flying in the upper left.

Shaw healthcare

wellness • happiness • kindness



shawhealthcare



@shawhealthcare