

Croft Meadow

Tanyard Lane, Steyning, West Sussex BN44 3RJ

01903 814956

Nursing Care

Dementia Care

Elderly Care





Welcome to **Croft Meadow**

Croft Meadow Care Home is a care development that has been set up to provide advanced elderly care from the pleasant West Sussex village community of Steyning.

Some of the advantages residents have from choosing this care home include assisted bathrooms and walk-in showers, passenger lifts and spacious communal areas organised with a good social lifestyle in mind.

Together with accepting long-term elderly care admissions, Croft Meadow has the expertise to care for people with nursing and respite needs, as well as for dementia and sensory impairment. Two Activity Leads are in place who provide a range of different activities throughout the week.

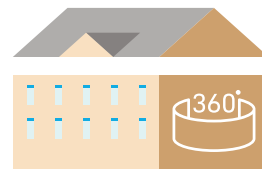


Croft Meadow Overview

A unique environment with -

- Assisted bathrooms
- Full wheelchair access
- Passenger lifts
- TV points in rooms
- Telephone points in room
- Secure garden
- Laundry service
- Dietary options
- Hairdresser
- Beauty treatments
- **20 Beds** Dementia Care
- **20 Beds** Nursing Care
- **20 Beds** Elderly Care

We proudly deliver person-centric care focused around our residents wellbeing and their families. Freshly cooked meals, activities and local community involvement.



Take a look inside with a
Virtual Tour of Croft Meadow
on www.shaw.co.uk

My husband is well looked after with excellent meals, personal care, laundry etc. other advantages are the various activities available i.e. singing, concerts, films, even a 'quiet room' and a mobile bar.

Wife of Resident





Food & Nutrition

We employ chefs at our services to deliver varied meals that provide flavour and nutrition.

Our menus rotate monthly and are peppered with family favourites, there are always alternative options to cater for all tastes; fish & chips, roast dinners, pies, soups/casseroles, bangers & mash.

We have communal eating areas with laid tables or individuals can eat in their own rooms if they choose.

Any medical, cultural or religious dietary requirements are included in individual's care plans.

Sample Food Menu

Our chef prepares all meals on site using fresh, locally sourced produce and can cater for health dietary requirements such as diabetes and also for other cuisine needs.

<p>Monday Option 1. Beef Casserole, Parsley Potatoes, Vegetables Option 2. Ploughman's Lunch</p>	<p>Tuesday Option 1. Ham & Parsley Sauce, New Potatoes, Vegetables Option 2. Sandwich Selection</p>
<p>Wednesday Option 1. Roast Pork & Apple Sauce, Roast Potatoes, Vegetables & Gravy Option 2. Pea & Ham Soup</p>	<p>Thursday Option 1. Chicken Stroganoff & Rice Option 2. Mushroom Omelette</p>
<p>Friday Option 1. Breaded Haddock, Fries & Petit-Pois Option 2. Cheese Board</p>	<p>Saturday Option 1. Cottage Pie, Peas, Carrots & Gravy Option 2. Chicken Curry</p>
<p>Sunday Option 1. Roast Turkey, Cranberry Sauce, Roast Potatoes, Vegetables & Gravy Option 2. Ham Salad</p>	

Activities

At our residential services we have activity programmes to promote healthy minds and wellbeing. We adapt our programmes based on the feedback of our individuals and try to promote creativity and enjoyment. Individuals are invited to participate but it is not compulsory.


Shaw healthcare
wellness • happiness • kindness

Sample Activities

Our activity schedules aim to both mentally and physically stimulate participants, they place emphasis on therapeutic enjoyment and provide opportunities to be social.

Sample Week
Monday
AM Water Colour Painting PM Chair Aerobics
Tuesday
AM Gardening PM Music Therapy
Wednesday
AM PAT Dog Visit PM Bingo
Thursday
AM Puzzles & Games PM Arts & Crafts
Friday
AM Spa Treatments PM Musical Entertainment
Saturday
AM Day Trip PM Bingo
Sunday
AM Coffee Morning PM Movie Night





Cost of Care

Choosing a care home can be a difficult time, understanding the types of care available and how the fees will apply to you.

The fees can vary according to whether you will be Self Funded or Local Authority funded and also on the individual and your care requirements.

Shaw healthcare offer a personalised care plan to ensure all of your needs are fully catered for. We can help you with calculating the cost of care through a Care Assessment to determine what your fees will be.

The Next Steps

Call

Call us to discuss your care requirements or to arrange a visit on our [Care Enquiry Line](#);

0800 902 0092

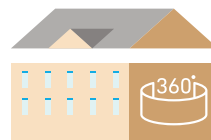
Email

customercare@shaw.co.uk

Arrange a Visit/View

www.shaw.co.uk/croft

[Take a Virtual Tour.](#) [Read our reviews](#)



Shaw healthcare

wellness • happiness • kindness



shawhealthcare



@shawhealthcare

